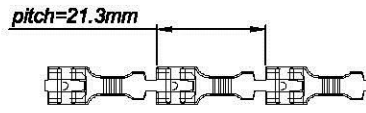
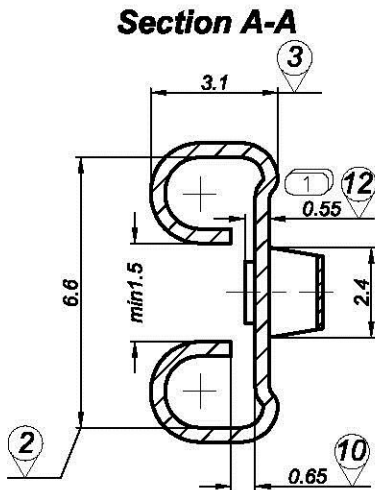
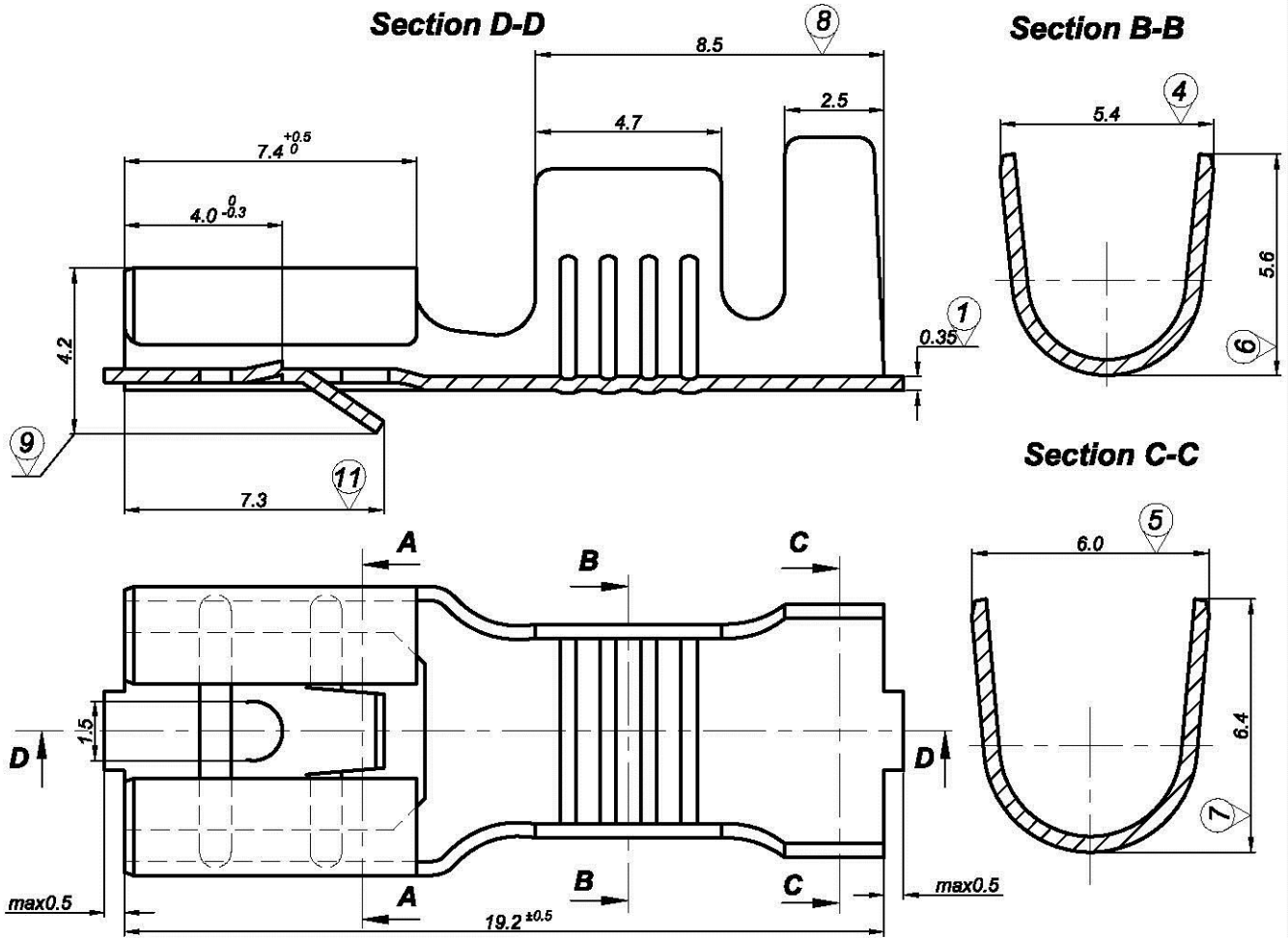
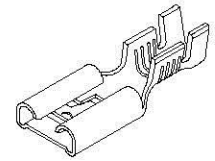


EDITION	Rev. No	EXPLANATION	DATE
F	1	Dim No:12 changed(0.60 changed to 0.55)	30.09.2009

PLEASE DO NOT MEASURE THE DIMENSIONS FROM THE DRAWING.



CABLE CROSS SECTION : 4-6 mm²
SOURCE STANDARD: DIN 46340 T3



NOTE: FOR CODES OF COATED PRODUCTS PLEASE LOOK IN THE CHARACTERISTICS NO:S05.017.

NO	MEASUREMENT DEVICE	MAX. VALUE	MIN. VALUE
1	MICROMETER	0.40	0.30
2	CALIPER	6.90	6.60
3	CALIPER	3.30	2.90
4	CALIPER	5.90	4.90
5	CALIPER	6.50	5.50
6	CALIPER	6.10	5.10
7	CALIPER	6.90	5.90
8	CALIPER	9.00	8.00
9	CALIPER	4.60	4.20
10	FEELER BLADE	0.70	0.60
11	CALIPER	7.30	6.90
12	CALIPER 1	0.57	0.53

DISTRIBUTION

01 ()	0100104023	CuZn30	TS EN 1652	-	-	-
02 ()	0300104023	CuSn6	TS EN 1652	-	-	-
03 ()	0500104023	DC	TS EN 10139	-	-	-
04 ()						
09 ()	DRAWN BY	T.AL TUNTAŞ	SIGNATURE	DATE	16.02.1999	Part Code No
10 ()	CONFIRMATION	U.AL TUNTAŞ	SIGNATURE	DATE	16.02.1999	Drawing No